



Easy Rack Power Distribution

- Easy Basic Rack PDU
- Easy Metered Rack PDU
- Easy Switched Rack PDU



www.apc.com

Life Is 

APC[®]
by Schneider Electric



Make Power Distribution Easy

APC by Schneider Electric Easy Rack PDU provides easy-to-install, easy-to-use, reliable power distribution to connected loads. Flexible monitoring and configuration options help you meet the unique needs of your IT environment.

Easy Basic Rack PDUs

Reliable power distribution

Easy Metered Rack PDUs

- Real-time remote monitoring of connected loads
- User-defined alarms warn IT and data center managers of potential circuit overloads to prevent accidental power loss to critical equipment

Easy Switched Rack PDUs

- Metered functionality
- Remotely switch on/off the connected power load

Typical applications

- Small and medium data centers and computer rooms
- Manufacturing facilities
- Telecommunication
- Commercial buildings
- Healthcare
- Transportation

Easy for installation

- Ultra lightweight thanks to aluminum housing
- Support both toolless mounting and bracket mounting
- Built-in input cord with industrial connector for vertical PDU
- Low-profile in depth for more convenient equipment installation

Easy for operation and maintenance

- User-friendly and simple Web interface and LCD screen
- Support network port, easy for data communication
- Field-replaceable control module, easy for maintenance

Product feature by series

	Basic	Metered	Switched
Design feature			
Ultra low-profile in depth	✓	✓	
Hydraulic-magnetic circuit breakers (in units with 32A input current)	✓	✓	✓
Environmental monitoring port for external temperature/humidity monitoring		✓	✓
Availability for regional outlets socket type	✓		
Display and network management			
Full-featured network management capability via web, SNMP		✓	✓
User-interactive LCD display for local access		✓	✓
Field-replaceable network management module		✓	✓
Network port sharing (up to four Rack PDUs share one IP address)			✓
Metering capability			
Active current measurements (amps)		✓	✓
Active power measurements (including volts, amps, real power (kW) and energy (kWh))		✓	✓
User-customizable alarms and warnings		✓	✓
Embedded log memory to record/review/report		✓	✓
Use access control with two levels		✓	✓
Outlet control			
Individual outlet remote power on/off control			✓
Power-on sequencing and time delays with full user customization			✓
Outlet level grouping (multiple outlets in same or multiple units follow single command)			✓
Use access control with two levels		✓	✓
Installation and maintenance			
Ultra-light for installation	✓	✓	
Field-replaceable network management module		✓	✓



Easy Basic Rack PDUs

APC Easy Basic Rack PDUs provide reliable rack power distribution via a single input with multiple output receptacles and distribute power from low amperage single phase circuits to higher-power 3-phase solutions.



EPDU1132B-SCH

Easy Metered Rack PDUs

Easy Metered Rack PDUs provide real-time remote monitoring of connected loads. User-defined alarms warn of potential circuit overloads before critical IT failures occur.



EPDU1116M

EPDU1132M

	SKU	Form Factor	Input Voltage	Input Circuit	Input Current	Nominal Power
Easy Basic Rack PDUs	EPDU1016B	Vertical, 1U	230V	16A	16A	3.6kW
	EPDU1116B	Vertical, 0U	230V	16A	16A	3.6kW
	NEW EPDU1116B-SCH	Vertical, 0U	230V	16A	16A	3.6kW
	EPDU1132B	Vertical, 0U	230V	32A	32A	7.3kW
	NEW EPDU1132B-SCH	Vertical, 0U	230V	32A	32A	7.3kW
	EPDU1216B	Vertical, 0U	230V	16A, 3phase	16A	11kW
	EPDU1232	Vertical, 0U	230V	32A, 3phase	32A	22kW
Easy Metered Rack PDUs	EPDU1016M	Horizontal, 1U	230V	16A	16A	3.6kW
	EPDU1116M	Vertical, 0U	230V	16A	16A	3.6kW
	EPDU1132M	Vertical, 0U	230V	32A	32A	7.3kW
	EPDU1216M	Vertical	230V	16A, 3phase	16A	11kW
	EPDU1232M	Vertical	230V	32A, 3phase	16A	22kW
Easy Switched Rack PDUs	EPDU1016S	Horizontal	230V	16A	16A	3.6kW
	EPDU1116S	Vertical	230V	16A	16A	3.6kW
	EPDU1132S	Vertical	230V	32A	32A	7.3kW

Easy Switched Rack PDUs

Easy Switched Rack PDUs provide advanced load monitoring combined with remote on/off switching control of individual outlets for power cycling.



Input Plug	Cord Length (m)	Output Receptacles	Dimension (cm) H x D x W	Warranty
IEC-320 C20	2.5	(8) C13	4.44 x 4.44 x 4.82	1 yr
IEC 309 16A 2P+E	3	(20) IEC 320 C13, (4) IEC 320 C19	90.2 x 6.2 x 4.44	1 yr
Schuko CEE 7/EU1-16P	3	(14) Schuko CEE 7, 45° orientation	90.2 x 6.2 x 4.44	1 yr
IEC 309 32A 2P+E	3	(20) IEC 320 C13, (4) IEC 320 C19	117.5 x 4.44 x 6.2	1 yr
IEC 309 32A 2P+E	3	(21) Schuko CEE7, 45° orientation	150.6 x 4.44 x 6.2	1 yr
IEC 309 16A 3P+N+PE	2	(36) IEC 320 C13, (6) IEC 320 C19	150.6 x 4.44 x 6.2	1 yr
IEC 309 2A 3P+NPE	2	(30) IEC 320 C13, (12) IEC 320 C19	179.4 x 4.44 x 6.2	1 yr
IEC-320 C20	2.5	(8) IEC 320 C13	4.44 x 4.44 x 48.2	1 yr
IEC 309 16A 2P+E	3	(18) IEC 320 C13, (3) IEC 320 C19	90.2 x 4.44 x 6.2	1 yr
IEC 309 32A 2P+E	3	(4) IEC 320 C19, (20) IEC 320 C13	117.5 x 4.44 x 6.2	1 yr
IEC 309 32A 2P+E	2	(21) IEC 320 C13, (3) IEC 320 C19	4.44 x 117.5 x 6.2	1 yr
IEC 309 32A 3P+N+E	2	(18) IEC 320 C13, (6) IEC 320 C19	4.44 x 150.6 x 6.2	1 yr
IEC-320 C20	2.5	(8) IEC 320 C13	4.44 x 2 x 4.82	1 yr
IEC 309 16A 2P+E	3	(20) IEC 320 C13, (4) IEC 320 C19	173.8 x 6.2 x 5.5	1 yr
IEC 309 32A 2P+E	3	(20) IEC 320 C13, (4) IEC 320 C19	173.8 x 6.2 x 5.5	1 yr

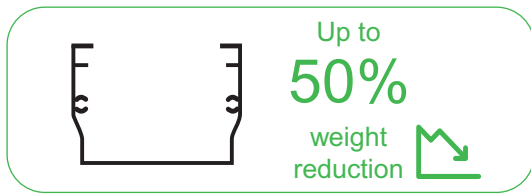
What's NEW

Brand-new Appearance

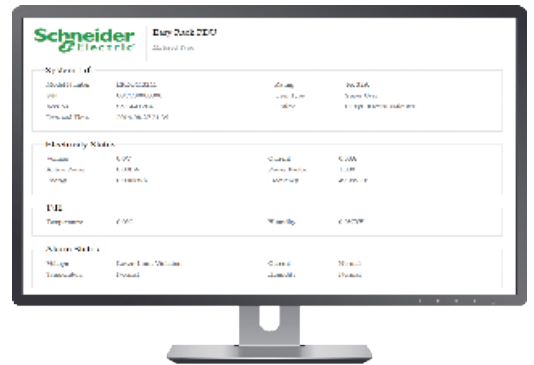


Ultra Light Weight

Reduce 50% weight thanks to Aluminum housing



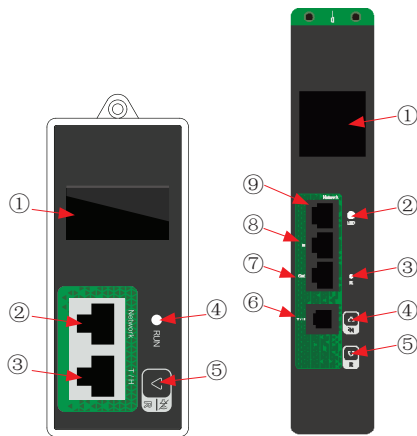
User Friendly Web Interface



New Display Module

- Smart
- Easy to use
- Multifunctional

items	function
① LCD Display	Display information about the Rack PDU.
② Network Port	Connects the Rack PDU to the network.
③ T/H Sensor port	Port for connecting a Temperature/Humidity Sensor.
④ Status LED	Indicates the working status.
⑤ Function Button	Press to page down and clear alarm. Press and hold for 10 seconds to reset settings to default.



Item	Function	Description
①	LCD Display	View functional data
②	Run Indicator LED	Indicates the status when the power is on
③	Reset Button	Press and hold for 4 seconds to reset to the default settings
④	Up Function Button	Scroll for function status, Alarm shutoff
⑤	Down Function Button	Scroll for function status, Alarm shutoff/reboot (Press and hold for 10 seconds to reboot)
⑥	Temp/Humidity Port	Temp/Humidity Sensor connection port
⑦	Out	RS485 port sharing connection
⑧	In	RS485 port sharing connection
⑨	Network Port	Connect the Rack PDU to your network

Available Accessories

EPDU-TH

Easy Rack PDU Temperature/Humidity Sensor



Easy Rack PDU environmental sensor with 2-meter cable and RJ45 connector that monitors temperature and humidity in your Data Center or Network Closet

EPDU-PCG0B

Easy Rack PDU Power Cord, IEC309 (16A) to C20, 0.5m



Easy Rack PDU compatible cable connects an IEC 309-16A connector to an IEC C19 outlet. It can be used to connect an Easy Rack PDU with IEC 309-16A connector to an APC single phase UPS .

EPDU-BRKT

Easy Rack PDU Mounting Bracket one pair



Easy Rack PDU Bracket used for mounting 2 Easy Basic Rack PDUs or Easy Metered Rack PDUs on side of a NetShelter rack.

EPDU-PCC0B

Easy Rack PDU Power Cord , Schuko to C20, 0.5m



Easy Rack PDU compatible cable connects a Schuko CEE 7 connector to an IEC C19 outlet. It can be used to connect an Easy Rack PDU with Schuko connector to an APC single phase UPS .

Custom Easy Rack PDUs

BREAKING NEWS!

Now enhanced Easy Rack PDU
Customization Capabilities!

- Short Lead Time
- Competitive Price

Pre-configured or custom Easy Rack
PDU designs to suit unique project and end-user
requirements

Make Power Distribution and Custom Easy

The APC by Schneider Electric Easy Rack PDU is an easy-to-install, easy-to-use, easy-to-customize rack mount PDU which provide reliable power distribution to the equipment in the rack.

Ability to customize Rack PDUs and pre-configure them to meet your needs. Some options configured in as little as 2 weeks with a minimum order quantity of 50!

Length Pre-configuration of Input Cord

Lengthen or shorten the length of power cord. It is flexible for the customers choosing the right power cord length according to the actual situation of the data center site.

Lockable outlets

Custom Easy Rack PDU provides the ability to choose the lockable C13/C19 outlets. It can prevent the power line from loosening accidentally, which leads to power failure of the equipment.

Color Coding Rack PDUs


Including housing color change or the outlets surrounding color change. Color coding is proven to provide many benefits most importantly reducing human error, the major culprit of downtime.

Specific labels/silkscreen

Custom Easy PDU provides the ability to specify the labels/silkscreen according to customer needs.

Outlet layout and amount

New flexible Rack PDU architecture provides the ability to adjust the layout and the amount of the outlets according to the installation position and amount of the equipment planned.




Addressing unique needs with the service you expect from Schneider Electric

- Dedicated team to assist from design to delivery
- Competitive pricing model
- Optimized lead times for special orders
- Fast turn-around times for product modifications
- Global supply chain with Schneider Electric

For requests and more details e-mail: easycustomracks@se.com

Life Is On



Find out more:

The Rack PDU Selector is located at:
www.apc.com/tools/selector/pdu

Test drive a metered or switched Rack PDU at:
testdrive.apc.com

Schneider Electric

132 Fairgrounds Rd.
West Kingston, RI 02892

www.apc.com

May 2020

©2016 Schneider Electric. All Rights Reserved.
Schneider Electric | Life Is On, APC, InfraStruxure, StruxureWare, and NetShelter are trademarks and the property of Schneider Electric SE, its subsidiaries, and affiliated companies. All other trademarks are the property of their respective owners.
998-1165125_GMA-US_B